



**Signal**

**Follow-up Surveys**

# To take a Follow-up Survey

[Surveys](#)[Households](#)[Map](#)[Support](#)[English](#)



## Households

Search

Select the family and  
click here



78 Families Found

	Family Name	Document	Family Code
	[REDACTED]	Organisation Reference Number [REDACTED]	[REDACTED] >
	[REDACTED]	National Insurance Number [REDACTED]	[REDACTED] >

# Click on the 'Take a Follow-up Survey' button

Organization: J [redacted]

[redacted]  
United Kingdom

Life Map - Number 1

March 11, 2020



3  
Priorities


0  
Achievements

35 Green

5 Yellow

14 Red

0 Skipped



[View Life Map in Detail](#)

Create a new survey for the family!

Take a follow-up survey

## You are ready to begin the Follow-up Survey

- Your client will need to agree the Terms & Conditions and Privacy Statement as before
- Name, DOB etc will be pre-populated
- Some socio-economic questions will need to be completed in case circumstances have changed
- The Follow-up Survey is linked to the first survey for easy comparison of data

# Follow-up Survey represented by large dots for easy comparison



Continue



**Signal**